



**KARNATAK LAW SOCIETY'S  
GOGTE COLLEGE OF COMMERCE**  
RE ACCREDITED AT 'A' GRADE BY NAAC



# FEEDBACK ON SSS FROM STUDENTS FOR THE YEAR 2023-24

## COLLEGE EMBLEM

Gogte College of Commerce, a temple of learning, kindles the candle of knowledge for the students to make them proficient, efficient and relevant to trade, business, industry and commerce in the modern world.

## OUR VISION

To be a trendsetter in imparting excellent education in commerce, Business Administration, and Computer Applications and in all allied streams to the utmost satisfaction of the Students and Stakeholders.

## OUR MISSION

To provide a strong edifice to students for dedicated and committed service through excellent and competent teaching.

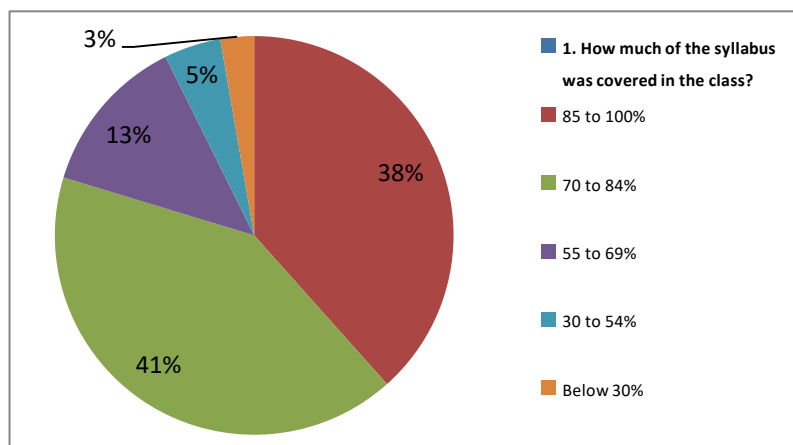
## OUR OBJECTIVE

To bring out graduates of excellence, competence, character and integrity to venture into right Vocations, professions and entrepreneurship.

## OUR EXCELLENCE POLICY

- To impart knowledge as per the syllabi prescribed by the RCUB and beyond.
- To train students with practical knowledge.
- To provide opportunities to explore and nurture the talents.
- To sharpen the skills needed for modern business world.
- To imbibe moral and ethical values among the students.

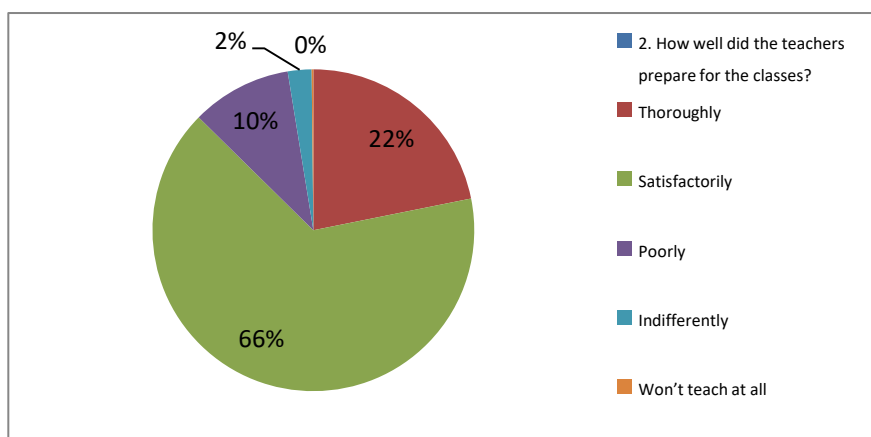
1. How much of the syllabus was covered in the class?				
<input type="radio"/> 85 to 100%	<input type="radio"/> 70 to 84%	<input type="radio"/> 55 to 69%	<input type="radio"/> 30 to 54%	<input type="radio"/> –Below 30%



### Analysis:

- 1) 79% of the students agree that entire syllabus was covered as per the NEP syllabus.
- 2) 21% of the students suggest that syllabus must be completed well in advance.

2. How well did the teachers prepare for the classes?				
<input type="radio"/> Thoroughly	<input type="radio"/> Satisfactorily	<input type="radio"/> Poorly	<input type="radio"/> Indifferently	<input type="radio"/> Won't teach at all

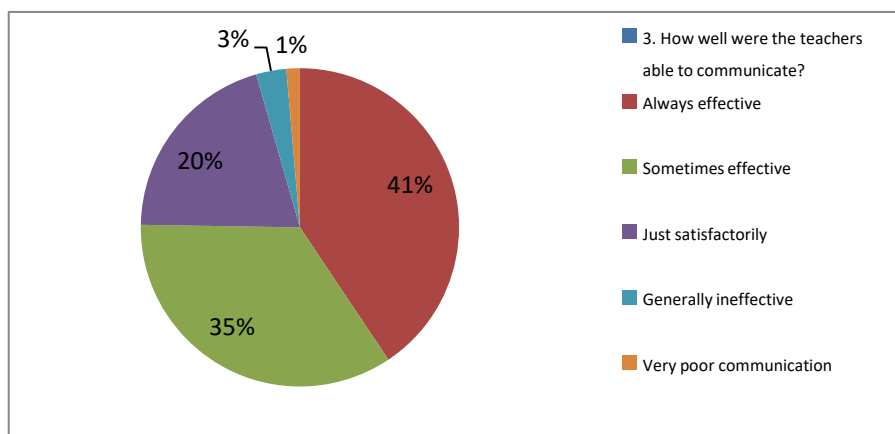


### Analysis:

- 1) 88% of the students agree that teachers come with complete preparation for the classes.
- 2) 12% of the students suggest that teachers can improve their preparation for the classes.

### 3. How well were the teachers able to communicate?

<input type="radio"/> Always effective	<input type="radio"/> Sometimes effective	<input type="radio"/> Just satisfactorily	<input type="radio"/> Generally ineffective	<input type="radio"/> Very poor communication
--	---	---	---	---

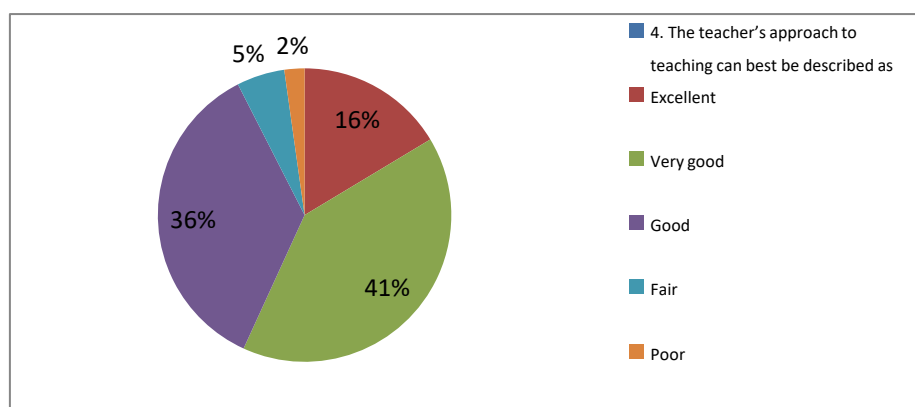


#### Analysis:

- 1) 76% of the students agree that teachers have good command over communication skills.
- 2) 24% of the students suggest that teachers can improve their communication skills.

### 4. The teacher's approach to teaching can best be described as

<input type="radio"/> Excellent	<input type="radio"/> Very good	<input type="radio"/> Good	<input type="radio"/> Fair	<input type="radio"/> Poor
---------------------------------	---------------------------------	----------------------------	----------------------------	----------------------------

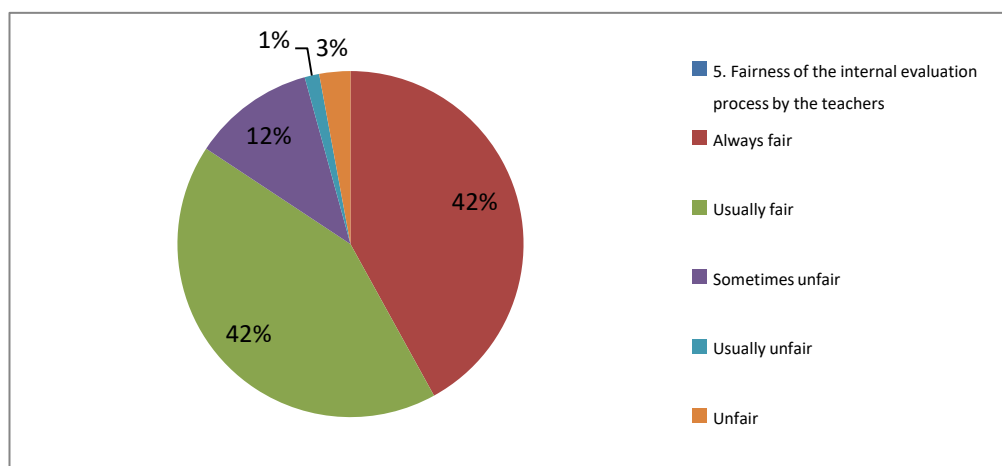


#### Analysis:

- 1) 93% of the students are happy and satisfied with teachers teaching approach.
- 2) 7% of the students suggest that teachers can make few improvements in their teaching methods.

### 5. Fairness of the internal evaluation process by the teachers

<input type="radio"/> Always fair	<input type="radio"/> Usually fair	<input type="radio"/> Sometimes unfair	<input type="radio"/> Usually unfair	<input type="radio"/> Unfair
-----------------------------------	------------------------------------	--	--------------------------------------	------------------------------

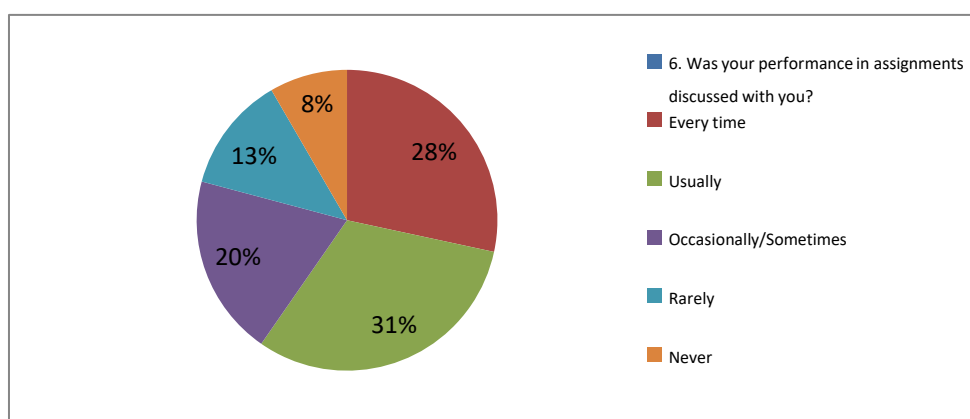


#### Analysis:

- 1) 84% of the students agree that evaluation process is fair and transparent.
- 2) 16% of the students suggest that, evaluation process can be well structured.

### 6. Was your performance in assignments discussed with you?

<input type="radio"/> Every time	<input type="radio"/> Usually	<input type="radio"/> Occasionally/Sometimes	<input type="radio"/> Rarely	<input type="radio"/> Never
----------------------------------	-------------------------------	--	------------------------------	-----------------------------

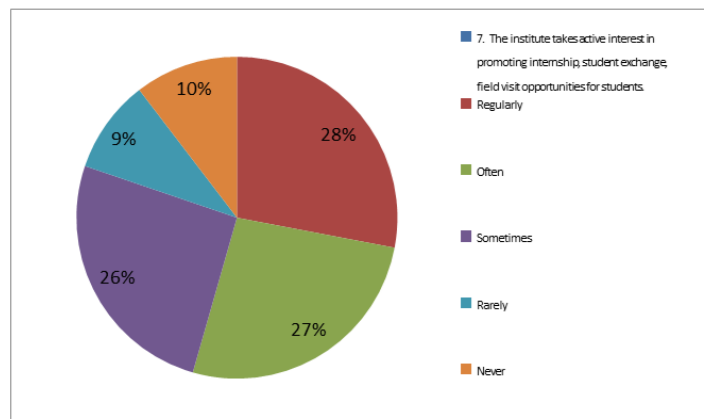


#### Analysis:

- 1) 59% of the students agree that teachers regularly discuss the performance in assignment.
- 2) 41% of the students suggest that, discussion of the performance in assignments can be well organized.

7. The institute takes active interest in promoting internship, student exchange, field visit opportunities for students.

<input type="radio"/> Regularly	<input type="radio"/> Often	<input type="radio"/> Sometimes	<input type="radio"/> Rarely	<input type="radio"/> Never
---------------------------------	-----------------------------	---------------------------------	------------------------------	-----------------------------

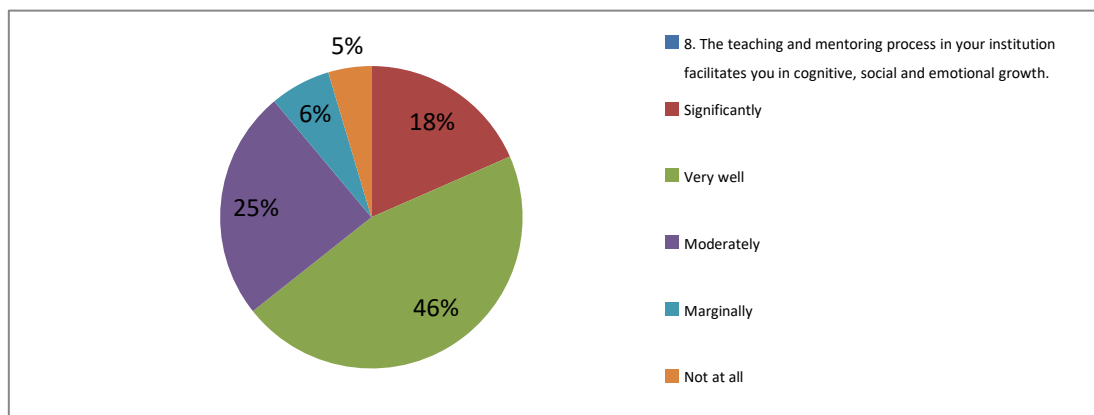


#### Analysis:

- 1) 81% of the students agree that usually the institute takes active interest in promoting the students to utilize different opportunities and get benefited from it.
- 2) 19% of the students suggest that, the institute can improve better in promoting students to utilize different opportunities.

8. The teaching and mentoring process in your institution facilitates you in cognitive, social and emotional growth.

<input type="radio"/> Significantly	<input type="radio"/> Very well	<input type="radio"/> Moderately	<input type="radio"/> Marginally	<input type="radio"/> Not at all
-------------------------------------	---------------------------------	----------------------------------	----------------------------------	----------------------------------

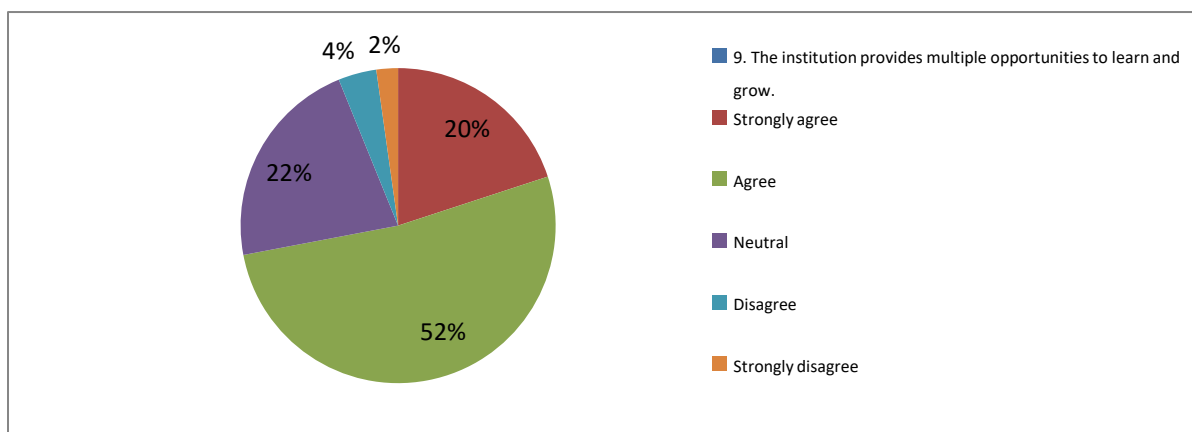


#### Analysis:

- 1) 89% of the students agree that teaching and mentoring process of the institute is well established and it helps them to improve overall growth.
- 2) 11% of the students suggest that, the institute can make improvements in teaching and mentoring process.

9. The institution provides multiple opportunities to learn and grow.

☐ Strongly agree
 ☐ Agree
 ☐ Neutral
 ☐ Disagree
 ☐ Strongly disagree

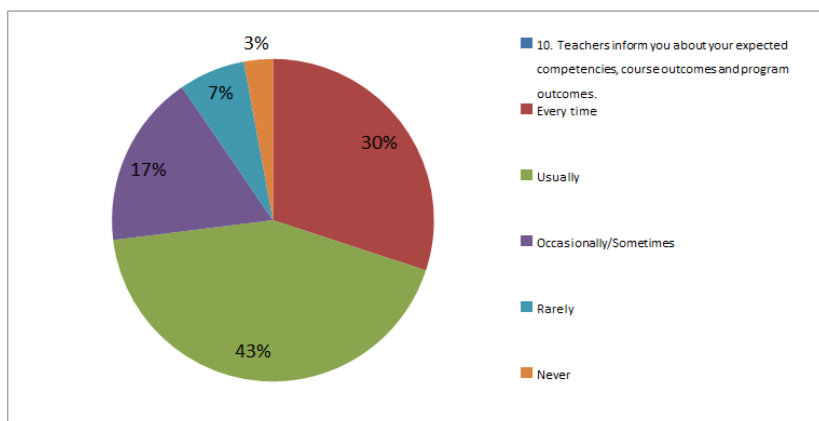


### Analysis:

- 1) 72% of the students agree with the provision of multiple opportunities to learn and grow.
- 2) 6% of the students suggest that, the institute can provide more opportunities to learn and grow.
- 3) 22% students are in neutral of provision of multiple opportunities to learn and grow.

10. Teachers inform you about your expected competencies, course outcomes and programme outcomes.

☐ Every time
 ☐ Usually
 ☐ Occasionally/Sometimes
 ☐ Rarely
 ☐ Never

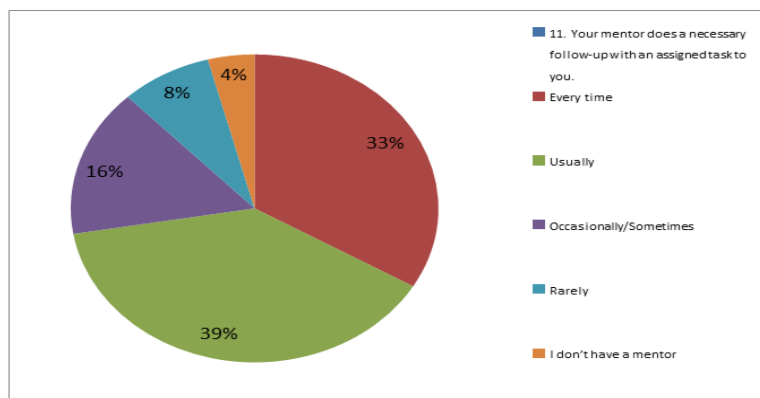


### Analysis:

- 1) 90% of the students agree that teachers inform them about expected competencies, course outcomes and program outcomes.
- 2) 10% of the students suggest that teachers can inform them about expected competencies, course outcomes and program outcomes on regular bases.

11. Your mentor does a necessary follow-up with an assigned task to you.

☐ Every time
 ☐ Usually
 ☐ Occasionally/Sometimes
 ☐ Rarely
 ☐ I don't have a mentor

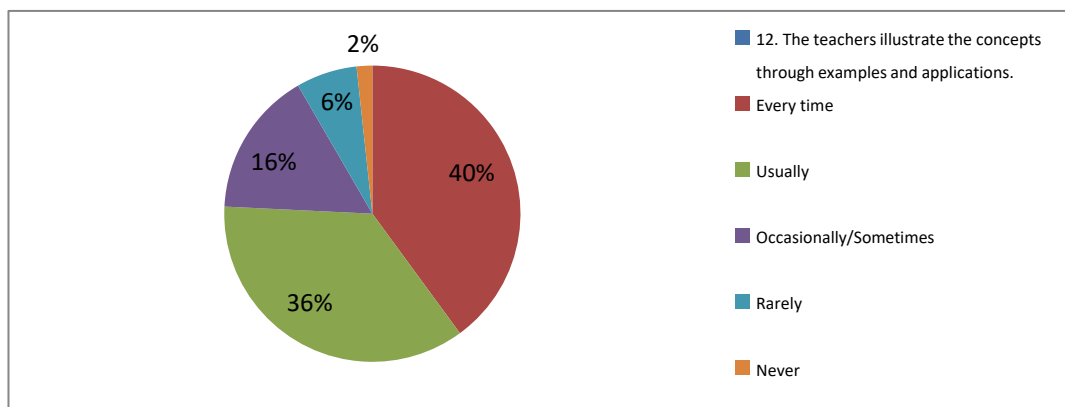


#### Analysis:

- 1) 72% of the students agree that mentors perform necessary follow-up of assigned task of students.
- 2) 28% of the students suggested to take necessary follow-up of assigned work.

12. The teachers illustrate the concepts through examples and applications.

☐ Every time
 ☐ Usually
 ☐ Occasionally/Sometimes
 ☐ Rarely
 ☐ Never

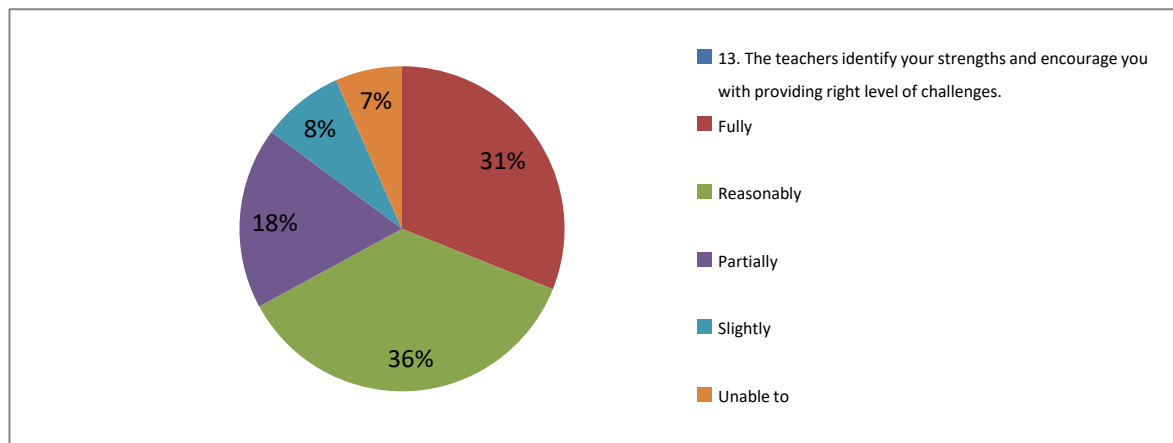


#### Analysis:

- 1) 76% of the students agree that teachers illustrate the concepts through examples and applications.
- 2) 24% of the students suggest that teachers can make improvements in illustrating the concepts through examples and applications.

13. The teachers identify your strengths and encourage you with providing right level of challenges.

<input type="radio"/> Fully	<input type="radio"/> Reasonably	<input type="radio"/> Partially	<input type="radio"/> Slightly	<input type="radio"/> Unable to
-----------------------------	----------------------------------	---------------------------------	--------------------------------	---------------------------------

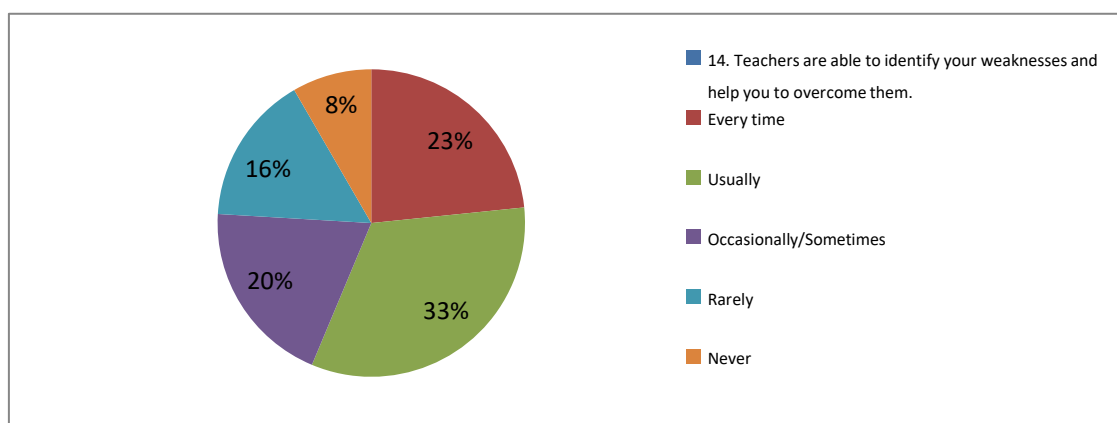


#### Analysis:

- 1) 67% of the students agree that teachers conduct various activities to identify student's strengths and encourage them with providing right level of challenges.
- 2) 33% of the students suggest that teachers can conduct few more activities, in identifying student's strengths and encourage them with providing right level of challenges.

14. Teachers are able to identify your weaknesses and help you to overcome them.

<input type="radio"/> Every time	<input type="radio"/> Usually	<input type="radio"/> Occasionally/Sometimes	<input type="radio"/> Rarely	<input type="radio"/> Never
----------------------------------	-------------------------------	--	------------------------------	-----------------------------



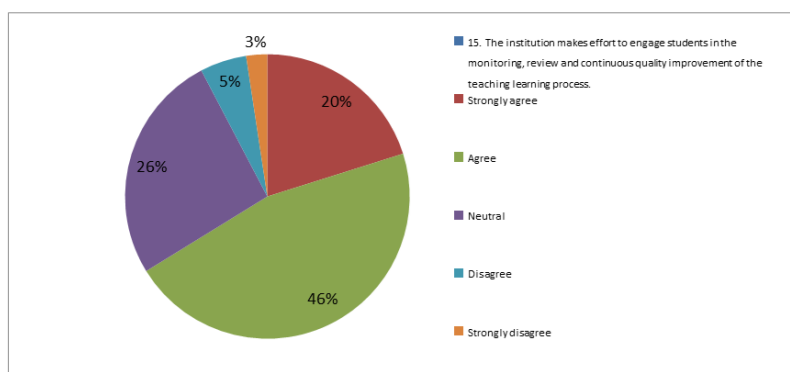
#### Analysis:

- 1) 76% of the students agree that teachers are able to identify student's weaknesses through tests, seminars, assignments, group discussions and help them to overcome them.
- 2) 24% of the students suggest that teachers can improve in identifying student's weaknesses and help them to overcome them.



15. The institution makes effort to engage students in the monitoring, review and continuous quality improvement of the teaching learning process.

<input type="radio"/> Strongly agree	<input type="radio"/> Agree	<input type="radio"/> Neutral	<input type="radio"/> Disagree	<input type="radio"/> Strongly disagree
--------------------------------------	-----------------------------	-------------------------------	--------------------------------	---

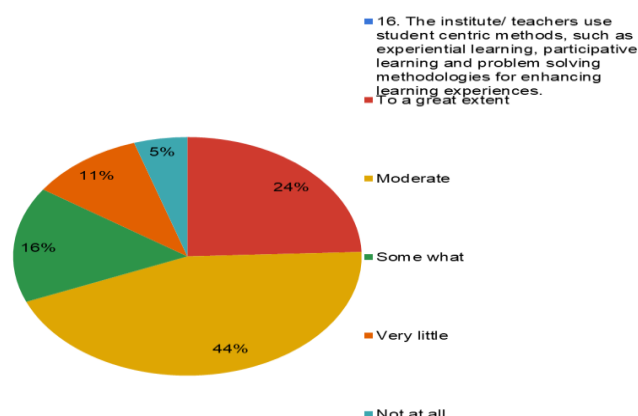


#### Analysis:

- 1) 66% of the students agree that institution makes efforts to engage students in the monitoring, review and continuous quality improvement of the teaching learning process.
- 2) 8% of the students suggest that institution can put more efforts to engage students in the monitoring, review and continuous quality improvement of the teaching learning process.
- 3) 26% students are in neutral of monitoring, review and continuous quality improvement of the teaching learning process

16. The institute/ teachers use student centric methods, such as experiential learning, participative learning and problem solving methodologies for enhancing learning experiences.

<input type="radio"/> To a great extent	<input type="radio"/> Moderate	<input type="radio"/> Some what	<input type="radio"/> Very little	<input type="radio"/> Not at all
---	--------------------------------	---------------------------------	-----------------------------------	----------------------------------

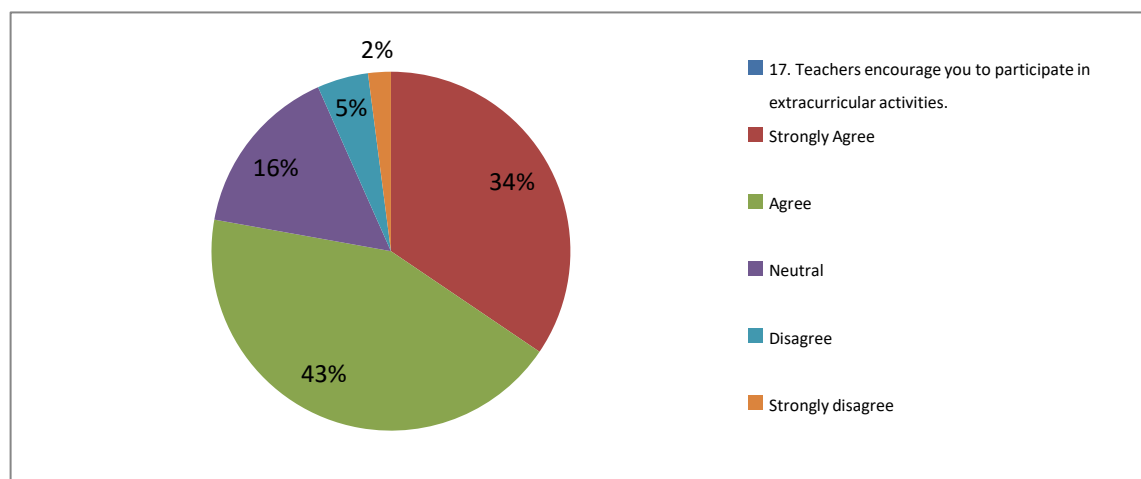


#### Analysis:

- 1) 68% of the students agree that the institute/ teachers use student centric methods for enhancing learning experiences.
- 2) 32% of the students suggest that the institute/ teachers can use more improvised student centric methods for enhancing learning experiences.

17. Teachers encourage you to participate in extracurricular activities.

☐ Strongly agree
 ☐ Agree
 ☐ Neutral
 ☐ Disagree
 ☐ Strongly disagree

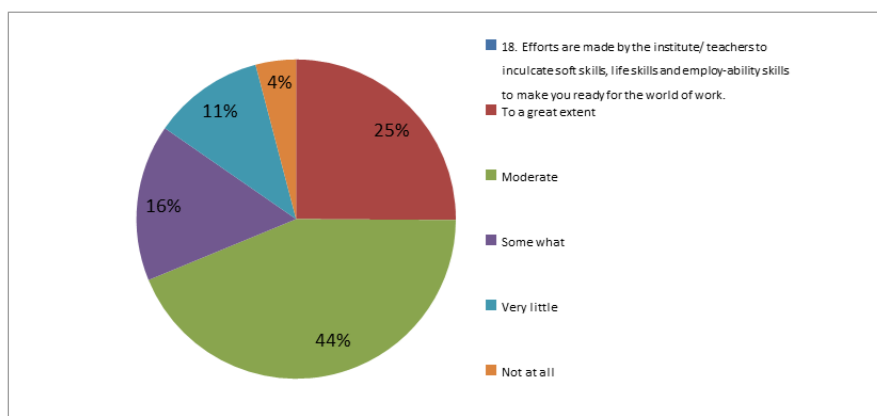


#### Analysis:

- 1) 77% of the students agree that teachers motivates and encourage them to participate in extracurricular activities such as in house and inter college competitions.
- 2) 7% of the students suggest that teachers can motivate and encourage them to participate in extracurricular activities.
- 3) 16% students have neutral opinion.

18. Efforts are made by the institute/ teachers to inculcate soft skills, life skills and employability skills to make you ready for the world of work.

☐ To a great extent
 ☐ Moderate
 ☐ Some what
 ☐ Very little
 ☐ Not at all

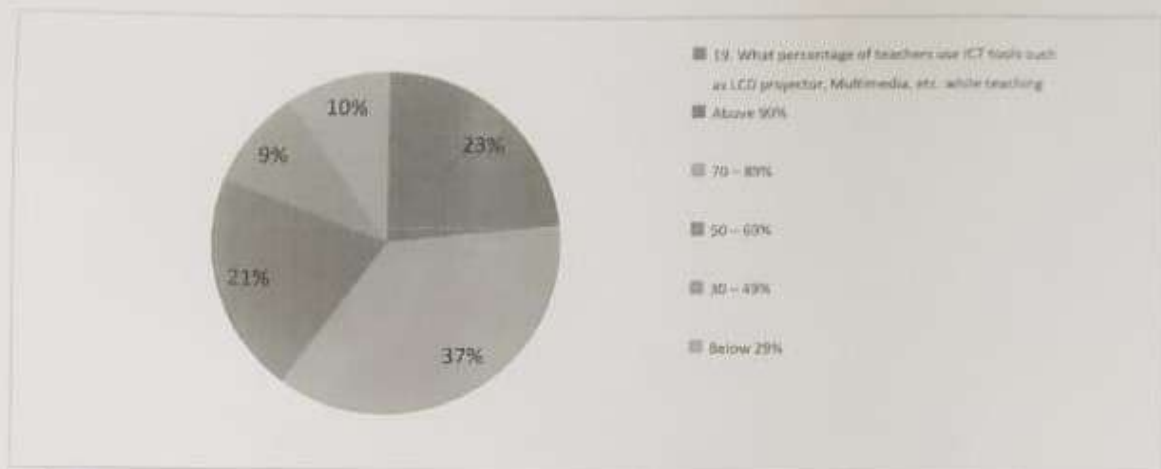


#### Analysis:

- 1) 70% of the students agree that efforts are made by the institute/teachers to inculcate soft skills, life skills and employability skills to make them ready for the world of work.
- 2) 30% of the students suggest that institute/teachers can improve the training process in providing softskills, life skills and employability skills to make them ready for the world of work.

19. What percentage of teachers use ICT tools such as LCD projector, Multimedia, etc. while teaching

☐ Above 90% ☐ 70 – 89% ☐ 50 – 69% ☐ 30 – 49% ☐ Below 29%

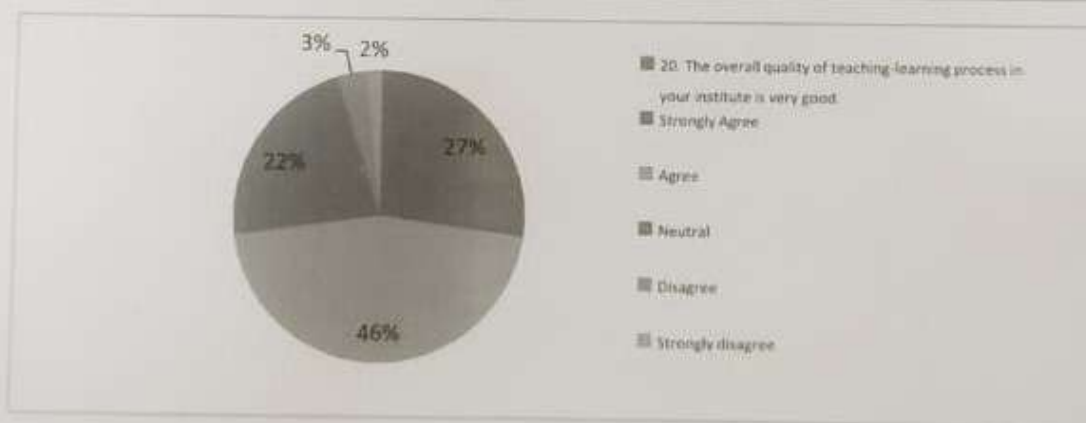


**Analysis:**

- 1) 60% of the students agree that teachers use ICT tools while teaching.
- 2) 40% of the students suggest that more number of teachers can use ICT tools while teaching.

20. The overall quality of teaching-learning process in your institute is very good.

☐ Strongly agree ☐ Agree ☐ Neutral ☐ Disagree ☐ Strongly disagree



**Analysis:**

- 1) 73% of the students agree that the overall quality of teaching-learning process in the institute is very good.
- 2) 5% of the students suggest that, overall quality of teaching-learning process in the institute can be improved.
- 3) 22% students have neutral opinion.

GOGTE COLLEGE OF COMMERCE

IQAC Co-Ordinator  
Gogte College of Commerce  
BELAGAVI-06



Page 11

Principal  
KLS, Gogte College of Commerce  
Belagavi-590006.